




Excel Cat6A Solid Core Screened Plugs Data Sheet

 This solid core screened RJ45 plug is a high performing product used in the creation of switch links and harness leads.




 Using solid core cable for the creation of the harness/switch links improves the overall channel performance by maintaining the consistency of cable construction.

 These plugs are the same as used those used to manufacture the Excel Cat6A solid core screened harness/switch link leads.

 High performing product used in the creation of switch links and harness leads.


 Suitable for 10 Gigabit, 10GBase-T, Ethernet applications.


 May be used in the manufacture of consolidation point cables.

Product Code	Excel Code	Product Description	Price*
5523011	100-134	Excel Cat6A Solid Core Screened Plugs - 25 Pack	£82.50

*Prices excluding VAT

Excel Cat6A Screened 24 Port 1U Patch Panel

 Excel Cat6A screened patch panels have been designed to meet or exceed the latest ISO and TIA requirements for Cat6A compliance.

 Termination can be made using LSA compatible tools, and cable tie bridges are positioned between the IDC blocks to relieve cable stress.

